

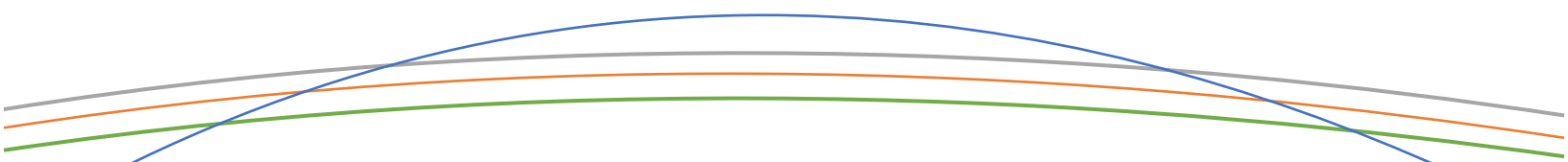


Log

Table

Before Developing your Lesson Plan, Think About:

What is a class lesson?



Le

Te

# Teaching and Learning Techniques

Te

, s

Te

Te

Di  
St  
De

Pl  
St

Te

Di  
Gr

Lb  
Pr

Te

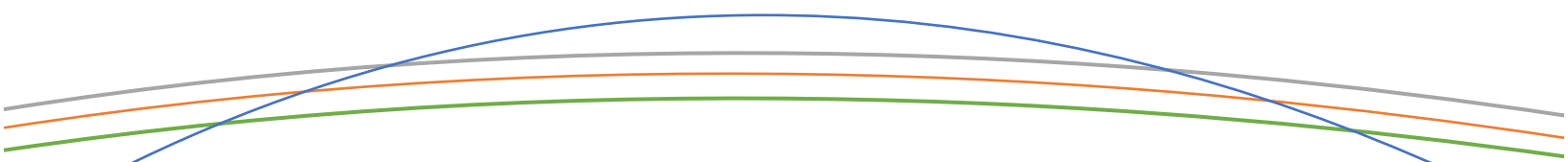
Di  
Gr

Bn  
Wt

Te

Dr  
P

Mj

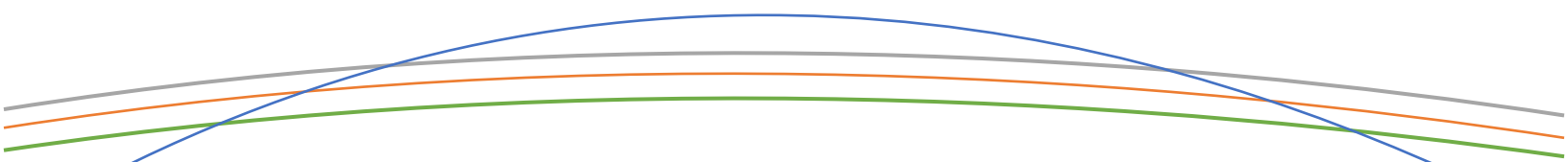


### Lesson Planning Checklists

Group

At the
1. Use -
2. D.

3.



### Sample Lesson Plan Template I

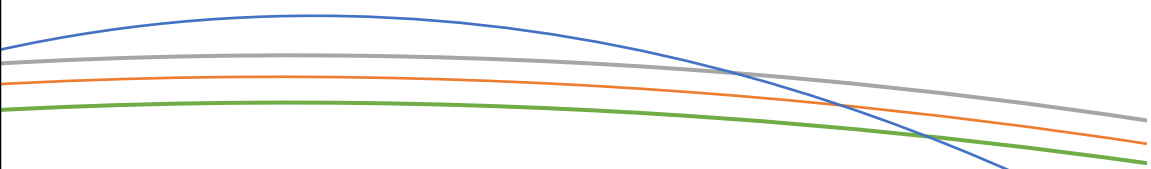

Lesson Plan	
Date: _	
Title of the Lesson: _	Unit of Study: _
Previous day content:	
Learning Outcomes:	Assessment at end of Class:

Time:

Lesson Content:

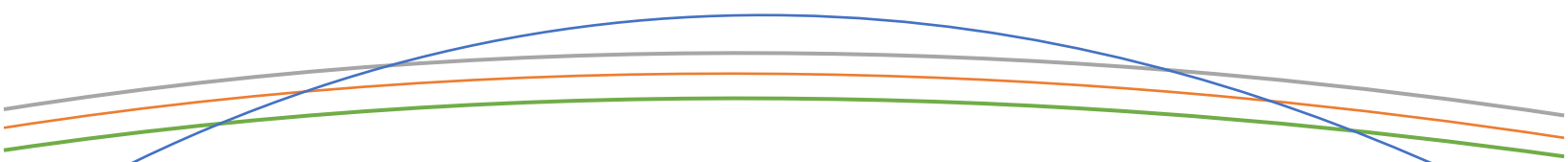
Teaching and Learning  
Strategies:

Materials/Resources:



Sample Lesson Plan Template II

Learning Outcomes:				
	Stages	Instructional Process	Content	Media Required
Time	Beginning			
	Middle			
	End			
Personal Notes:				
Items on Moodle:				





Sample Lesson Plan Template III

Lesson Title:			
Learning Outcomes:			
Time		Lesson Plan	Resources
	Review and Bridge-in (Motivation) Connecting Learning from previous class		
	Pre-Assessment		

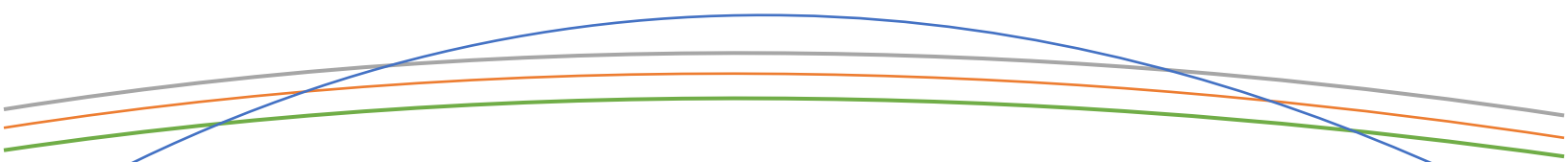
Time		Instructional Process	Learner Activities/Guides	Resources Required
	Beginning			
	Middle			
	End			

Assessment of Learning Outcome at end of class:

Summary/Closure:

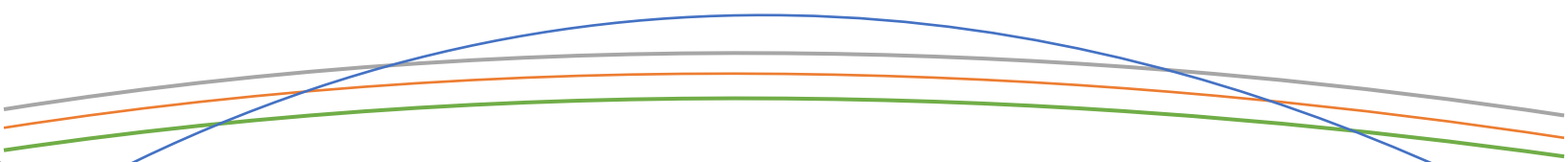
Personal Notes/Other Considerations:

Items on Moodle:



Sample Lesson Plan Template IV

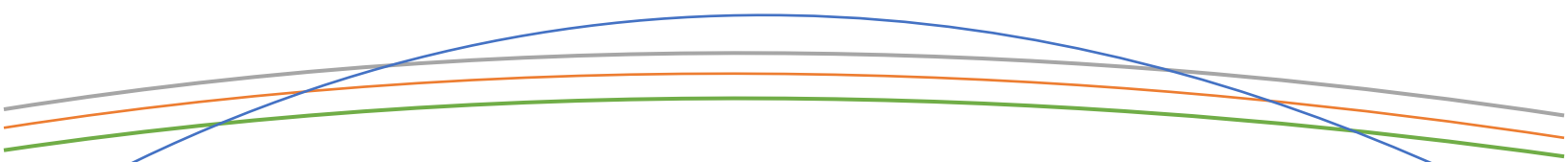
Lesson Plan Title:			
Bridge-in (Motivation):		Resources:	
Pre-Assessment:		Resources:	
Learning Outcomes:			
Time	Instructional Process	Learner's Activities	Resources
	Beginning		



Log

TABLE

Notes and Ideas:



Log

TABLE

Log  
A  
R  
A  
d  
E  
T

