



BC Student
Out

2012-13

REPORT OF FINDINGS





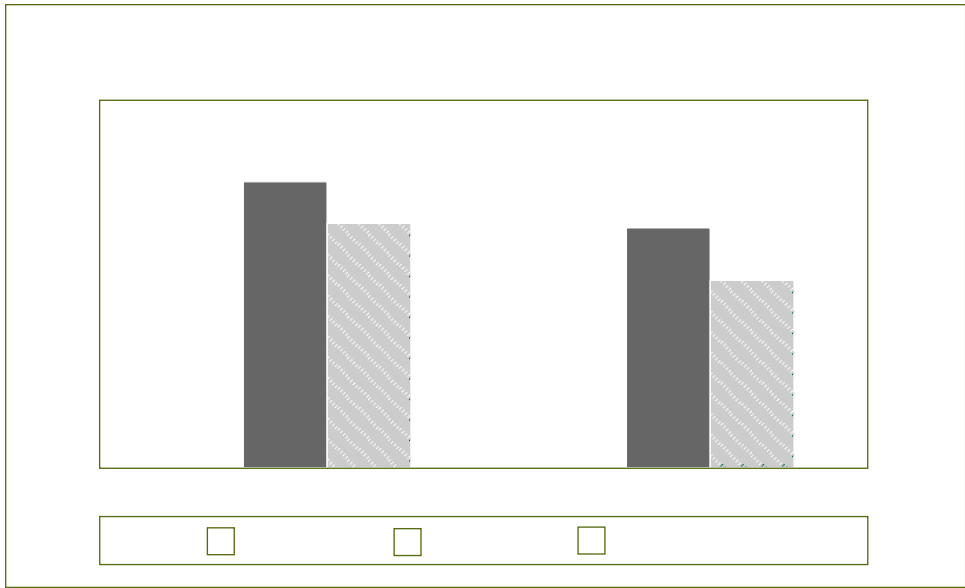
Very good or good ■ Adequate ■ Poor or very poor



Under 25

25 or older



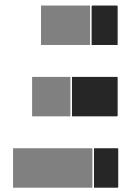
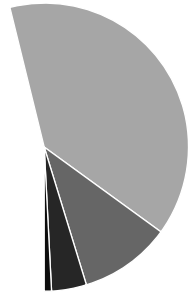


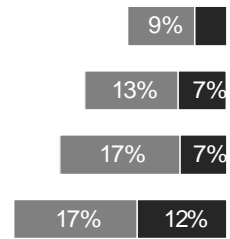
Note: Percentages above are based on employed respondents. Age is at the time of the survey.

[Redacted]
[Redacted]

[Redacted]
[Redacted]







- Very helpful or helpful
- Somewhat helpful
- Not very or not at all helpful

Note: The percentages above exclude those who said the skill ~~was~~ not applicable.



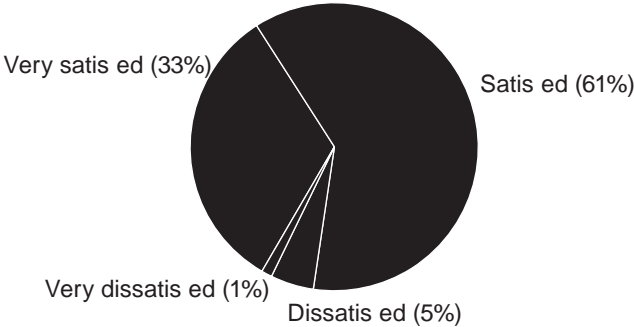
- Very helpful or helpful
- Somewhat helpful
- Not very or not at all helpful

Note: The percentages above exclude those who said the skill ~~was~~ not applicable.



ESL respondents gave high ratings to various aspects of their courses

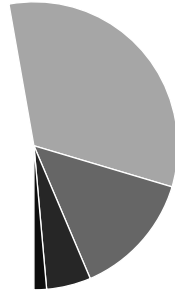
Very good or good ■ Adequate ■ Poor or very poor

Most respondents were satisfied with the ESL courses they took



Note: Percentages are based on those who took further studies. Respondents were allowed to choose more than one type of further study; percentages add to more than 100.





%-

6

[Redacted]

[Redacted]

[Redacted]

[Redacted]

[Redacted]

[Redacted]

[Redacted]

[Redacted]

[Redacted]

[Redacted]

[Redacted]

